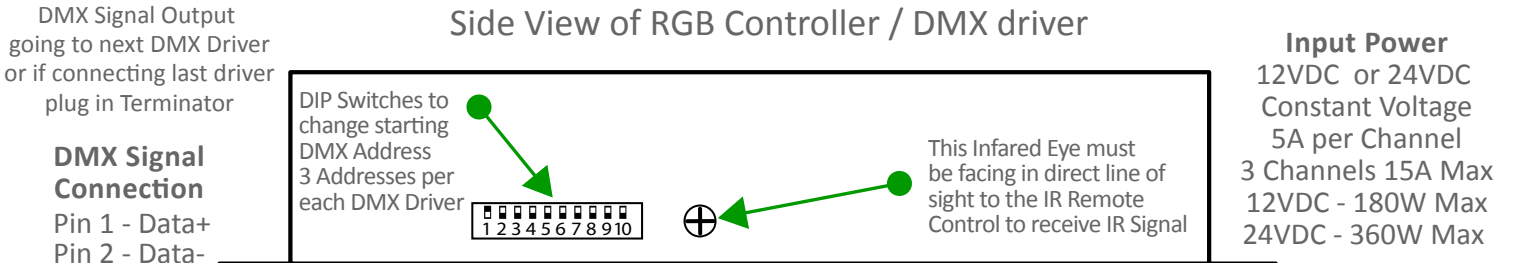
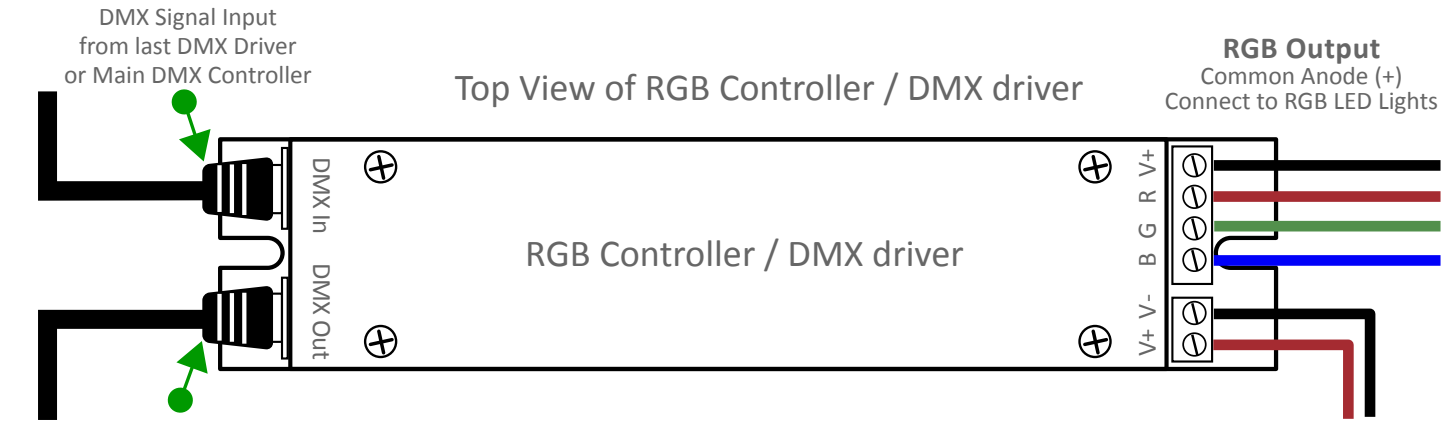



CONNECTION INSTRUCTIONS

RGB LED Dimmer Control & DMX Driver / Decoder



DMX Signal Connection
Pin 1 - Data+
Pin 2 - Data-
Pin 8 - GND



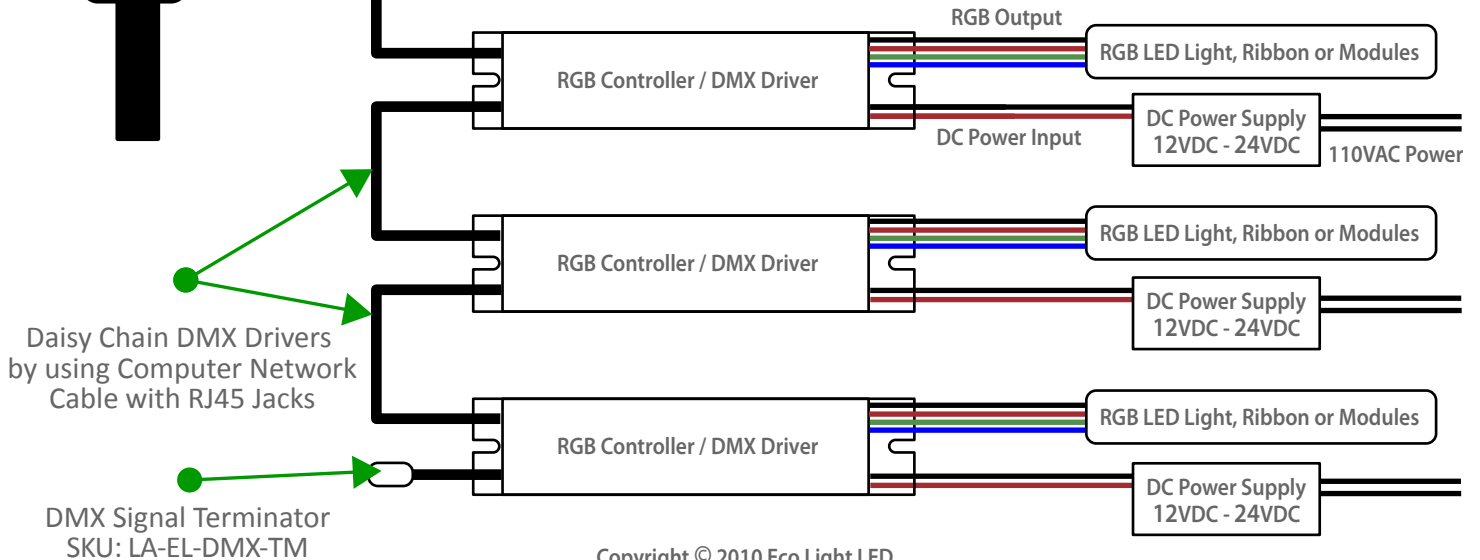
IR Remote Control



- DMX - Switch to DMX control (if system is attached to a DMX controller)
- LOCK - Stop at current color
- SPEED - 16 Level speed adjust for pre saved programs
- BRIGHTNESS - 16 Level brightness adjust for pre saved programs
- FADE - Switch color changing programs to fade or flash mode (P2 - P5 only)
- P1 - Static Colors (Red, Orange, Yellow, Green, Cyan, Blue, Purple, White)
- P2 - Color Change (R->RG->G->GB->B->RG->R)
- P3 - Color Change (R->RGB->B->RB->RGB->RG->G->RGB->RB->R)
- P4 - Color Change (B->R->G->B)
- P5 - Color Change (Black->R->Black->G->Black->B->Black)



DMX Signal Cable, XLR3 Male to RJ45, SKU: LA-EL-DMX-CBL



Copyright © 2010 Eco Light LED