





Terminal block can be cut with a knife for desired amount of conductors.




Example of Terminal block cut for use with four conductor lighting application.




Strip wire coating 1/4" to expose copper wire.




Use small screwdriver to screw terminal down securing copper wire.



Finished example of installed four conductor wire connection through Terminal block.



Use the holes in between terminals to use screws for securing Terminal block to wood or metal.



Test all conductors to ensure all wires are connected.

ECO LIGHT
LED Lighting Solutions
EcoLightLED.com

© COPYRIGHT 2010 ECO LIGHT LED